


GRAPHIC DESIGNING

Explore the dynamic world of creative graphic design, empowering your career.





Course Description



Unlock your creativity with IDT's Graphic Designing Course! This beginner-friendly program covers everything from design fundamentals to advanced software skills.

Over four months, you'll learn to use tools like Adobe Photoshop and Illustrator, explore color theory, typography, and layout design, and work on real-world projects.

Develop a professional portfolio and receive career guidance to jumpstart your journey in graphic design.

Our experienced instructors provide personalized support to help you succeed..

Join us at the Institute of Digital Technology (IDT) in Okara and transform your passion into a profession!

Secure your spot today and start creating tomorrow. Don't miss this opportunity to turn your love for design into a rewarding career path.



Course Duration

Total 4 Month's & 3 Days/Week
3pm to 6pm



Learning Mode

Physical Classes



Course Fees

Rs. 10,000 / month
Total Course Fee Rs. 40,000

Target Audience

Marketing Executives, Managers,
Administrative Staff, Solopreneurs, Graphic
Designers, Content Creator, Web Developers,
and Individuals who want to learn how to
create, customise, and maintain their online
Business.

Course Materials / Softwares :

In this 4-Months Graphic Design , you will learn:

- **Adobe Illustrator**
- **Adobe Photoshop**
- **Canva**
- **And more**

Course Objectives


By the end of the class, trainees will be able to:

- Understanding and Learning the right skills required for creating professional design for print and publishing media.
- Learning the art of combining text and graphics for effective communication in forms of Logo, Graphics, Brochures, Newsletters, Posters, Signs, and many other type of visual communication.



Certification of Completion by IDT will be awarded to candidates who have demonstrated competency in the Creative Graphic Design course assessment and achieved at least 90% attendance.

Certification



Course Outlines

Introduction to the Principles of Designing.

- Get acquainted with the history of Graphic Designing
- Student will be introduced to the Graphic Design Industry through magazines, brochures, internet etc

Typography

- Anatomy of a letter
- Typefaces
- Typographic Measurements
- Typographic Standards
- Typographic Guidelines

Elements of Design.

- Colour
- Shape
- Space
- Texture
- Value
- Lines

Course Outlines

Digital and Applied Illustration

- Introduction to the techniques for creating digital illustrations through the application of two dimensional vector images.
- Students are trained to use Adobe Illustrator and Adobe Photoshop softwares to produce digital images which may be required for book covers, magazines covers, film posters, album covers, packaging, advertising, editorials and digital painting etc.

Colour for Designers

- generating colours on the computer
- research and effective combinations for effective visual communication
- colour theory
- digital colours

Image Processing

- Introduction to the techniques of image editing and photo-retouching using Adobe Photoshop as a design tool.

Course Outlines

Publication Design

- Students will learn the subject of design for professional publications which includes magazines, with an emphasis placed on developing innovative modern concepts for defined target audiences.
- Students will learn how to assemble and work as a full-functioning publication team.
- Students will apply the principles they learned in page layout, advanced layout and production and graphic production by using dynamic grid systems, professional binding techniques, choosing appropriate paper stocks and working with special printing effects and finishes.

Graphic Production

- Students will develop the skills and vocabulary necessary to prepare a project for print production.

Adobe Photoshop

- The Toolbox , Menus
- Workplaces, Shortcuts
- Different Selection Tools
- Transform Tools
- Image Mixing Tools
- Image retouching Tools
- Gradient, pattern Tools
- Create Different Shaping Tools
- Typing Tools
- Shape & Path Different
- Create Brush
- Create Pattern
- Create Custom Shape
- Rename a Layer
- Position the Layers
- Layer Opacity
- Link Layers
- Invisible Layers
- Duplicate Layers
- Selection Layers
- Layer Styles
- Merge Layers
- Layer Mask
- Vector Mask
- Clipping Mask
- Smart Object Layer
- Filter Gallery
- Blur Gallery
- Create Text Effects
- Lens Effects

Adobe Illustrator

- Design a logo, Business card
- Workplaces, Shortcuts
- Design a character
- Package Designing
- Banner Designing
- Tracing Work, Layout Work
- Ruler, Guides, Grids, Workspace
- Toolbox, Pen tool, Basic Shapes
- Editing shapes, Grouping
- Shape Distort Tools
- Symbol Editing Tools
- Graph Tools, Type Tools
- Brush Tool, Gradient Tool
- Live paint, Live trace
- Path Blend, Envelope
- Edit Menu, Select Menu
- Illustrator filters, Stylize
- Illustrator effects,
- Convert to shape
- Distort, Transform
- Create 3D Glass, Pen
- 3D properties
- Apply Symbols
- Create New Symbols
- 3D Logo
- 3D Rotation
- 3D Shine, Matt effects
- Convert 3D to Shape
- Effects gallery

Canva

- The Toolbox , Menus
- Workplaces, Shortcuts
- Different Selection Tools
- Transform Tools
- Image Mixing Tools
- Image retouching Tools
- Gradient, pattern Tools
- Create Different Shaping Tools
- Typing Tools
- Shape & Path Different
- Create Brush
- Create Pattern
- Create Custom Shape
- Rename a Layer
- Position the Layers
- Layer Opacity
- Link Layers
- Invisible Layers
- Duplicate Layers
- Selection Layers
- Layer Styles
- Merge Layers
- Layer Mask
- Vector Mask
- Clipping Mask
- library elements
- Filter Gallery
- Blur Gallery
- Create Text Effects

CAREER OPTIONS

- Graphic Designer
- Photoshop Operator
- Advertiser
- Visualizer – Photoshop
- Image Editor
- Professional Designer
- Layout Designer
- Social media and Graphic Designers

Frequently Asked Questions



Do I need to bring my own laptop for the course?

Yes, it is essential to bring your personal laptop as the institute does not provide PCs. Having your laptop ensures that you can effectively engage with the course materials and complete assignments.



Are the classes conducted online or physically?

The classes are conducted physically at the institute. You will need to physically attend the classes to participate in discussions, activities, and practical exercises.



Do I need to have advanced design knowledge to enroll in the course?


No, you do not need to have advanced design knowledge. Basic creative skills will be enough for the course. The course is designed to adapt to individuals with varying levels of creative experience, providing a supportive learning environment for all participants.



Will I receive a certificate upon completing the course?

Yes, upon successfully completing the course requirements, you will receive a certificate of completion. This certificate serves as recognition of your achievement and can be a valuable asset in showcasing your skills to potential employers or clients.

Creative Graphic Design



[APPLY NOW!](#)